LOAD REACTIVE, LOAD CONTROL VALVE

(Non-Vented)

Ordering Code: **MB-11A-X-Y-Z**

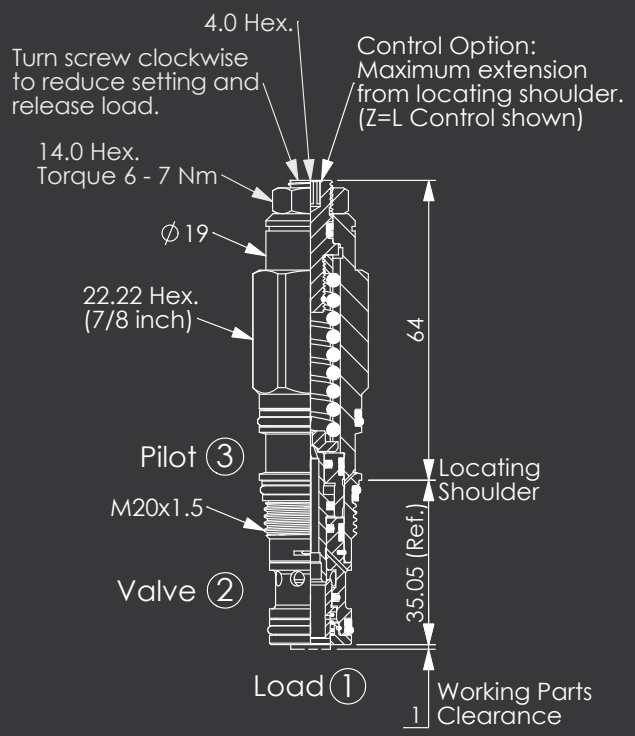

UNIT:mm

Illustrations / detail are for reference only. Data subject to change.

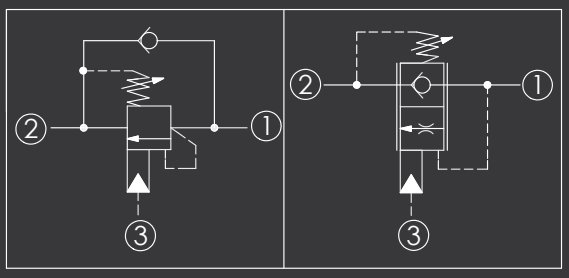

TECHNICAL DATA

Max. Setting:	350	bar
Rated flow:	60	l/min
Cavity-Tooling:	11A-3	
Installation torque:	40 - 50	Nm
Weight:	0.20	kg

Pressure Setting:
Setting should be 1.3 times maximum load induced pressure. (We suggest when the Max. setting pressure is 350 bar, the load pressure has to be lower than 270 bar.)

This valve is functionally a 3 ports counterbalance valve (CB). It seats as a poppet valve and modulates as a spool valve.

X	PILOT RATIO (with sealed pilot)	
3C	3 : 1	
3D	4.5 : 1	

· Maximum Leakage (0.3 cc/min.)

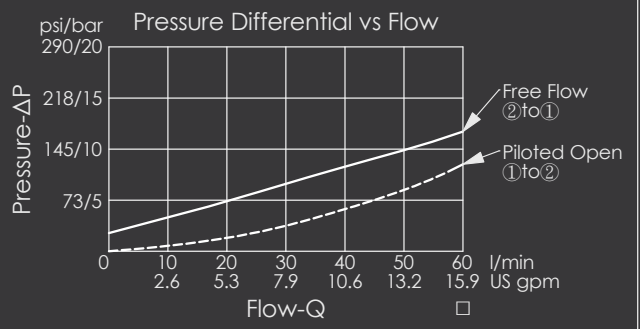

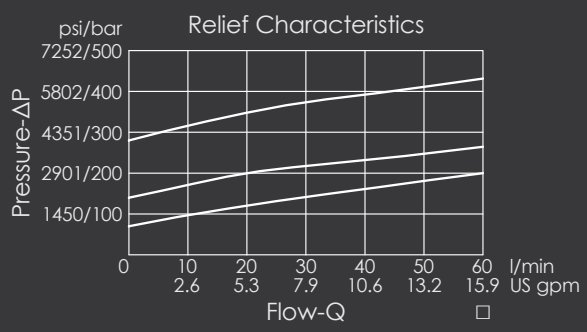

Y	SPRINGS ADJUSTMENT RANGES (1.7 bar Cracking Pressure)	
H	70 - 280 bar (210 bar Standard Setting)	
J	140 - 350 bar (210 bar Standard Setting)	
I	25 - 105 bar (70 bar Standard Setting)	

Z	OPTIONS	
L	Leakproof hex. socket screw.	
LP	Leakproof hex. socket screw. With stainless steel external metal components	
C	Stainless Steel Tamper Resistant Cover.	