# COUNTERBALANCE VALVE

| Ordering Code: | CB-11A-X-Y-Z |
|---|---|

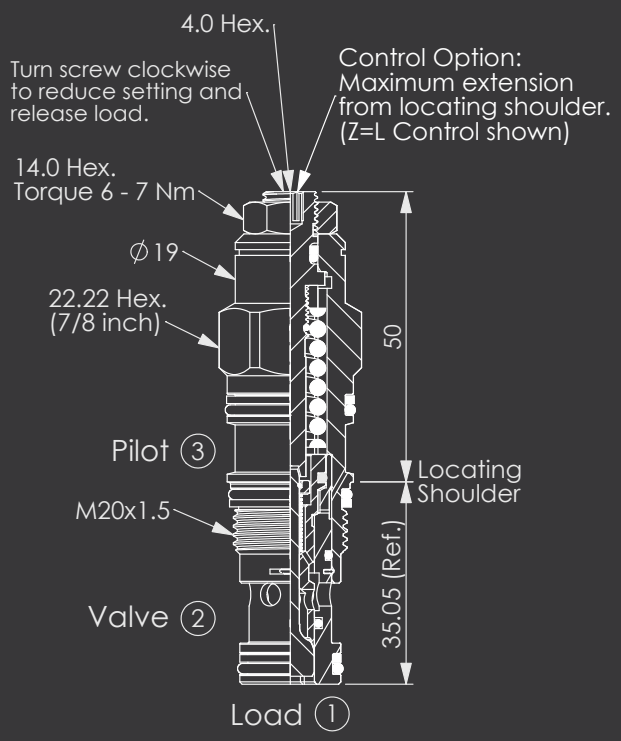


UNIT:mm

Illustrations / detail are for reference only. Data subject to change.

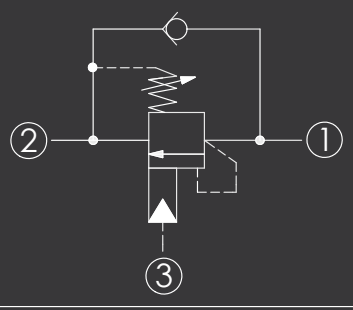


## TECHNICAL DATA

| | | |
|---|---|---|
| Max. Setting: | 350 | bar |
| Rated flow: | 60 | l/min |
| Cavity-Tooling: | 11A-3 | |
| Installation torque: | 40 - 50 | Nm |
| Weight: | 0.153 (**Z**=L) | kg |

Pressure Setting:
Setting should be 1.3 times maximum load induced pressure.
(We suggest when the Max. setting pressure is 350 bar, the load pressure has to be lower than 270 bar.)

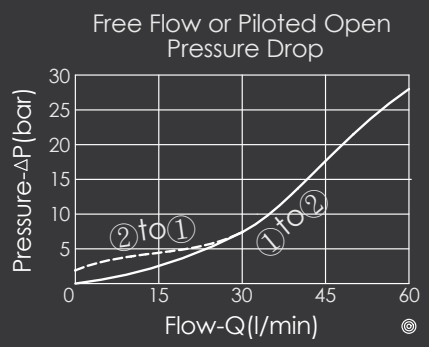


| X | PILOT RATIO |
|---|---|
| 30 | 10 : 1 |
| 33 | 3 : 1 (Only Y=J and Y=C) |
| 34 | 4.5 : 1 |
| 3B | 2.3 : 1 (with sealed pilot) |
| 3D | 4.5 : 1 (with sealed pilot) |
| 3J | 10 : 1 (with sealed pilot) |
| 3P | 16 : 1 (with sealed pilot) |

| Y | SPRINGS |
|---|---|
| | ADJUSTMENT RANGES(1.7 bar Cracking Pressure) |
| J | 140 - 350 bar (210 bar Standard Setting) |
| K | 70 - 175 bar (140 bar Standard Setting) |
| | SPECIAL PURPOSES(0.3 bar Cracking Pressure) |
| C | 140 - 350 bar (210 bar Standard Setting) |
| D | 70 - 175 bar (140 bar Standard Setting) |

| Z | OPTIONS |
|---|---|
| L | Leakproof hex. socket screw. |
| LP | Leakproof hex. socket screw. With stainless steel external metal components |
| CA | Plastic Tamper Resistant Cover (Order Code:5JAA094) |