

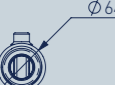

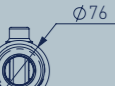

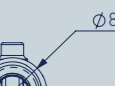











WRC CYLINDER SIZING



Tube O.D	Cylinder Bore	Bore Options	Shaft Options	Tube OD	Bore Size [in]	Standard Base [A]	Spigot [B]	Standard Piston [C]	Compact Piston	Head [D]	Head Stickout [E]	Shaft Exterior [F]	Standard Port Size
	 1.5\" WRC	1.5\" BORE, 1/4\" WALL (TUBE O.D 50.8MM)	<ul style="list-style-type: none"> • 0.75\" SHAFT • 1.0\" SHAFT 	51mm	38.1mm (1 1/2\")	12mm	3mm	30mm		36mm	0mm	12mm	1/4\" F/M
	 2\" WRC	2\" BORE, 1/4\" WALL (TUBE O.D 63.5MM)	<ul style="list-style-type: none"> • X1.0\" SHAFT • X1.25\" SHAFT • [X1.5\" SHAFT] 	64mm	50.8mm (2\")	12mm	3mm	38mm		51mm (60mm)	10mm (0mm)	12mm	1/4\" F/M
	 2.5\" WRC	2.5\" BORE, 1/4\" WALL (TUBE O.D 76.2MM)	<ul style="list-style-type: none"> • X1.0\" SHAFT • X1.25\" SHAFT • X1.5\" SHAFT • X1.75\" SHAFT 	76mm	63.5mm (2 1/2\")	12mm	3mm	38mm		51mm	10mm	12mm	3/8\" F/M
	 3\" WRC	3\" BORE, 1/4\" WALL (TUBE O.D 88.9MM)	<ul style="list-style-type: none"> • X1.25\" SHAFT • X1.5\" SHAFT • X1.75\" SHAFT • X2\" SHAFT • [X2.125\" SHAFT] 	89mm	76.2mm (3\")	12mm	3mm	45mm		51mm (83mm)	10mm	12mm	3/8\" F/M 1/2\" F/M
	 3.5\" WRC	3.5\" BORE, 1/4\" WALL (TUBE O.D 101.9MM)	<ul style="list-style-type: none"> • X1.5\" SHAFT • X1.75\" SHAFT • X2\" SHAFT • [X2.75\" SHAFT] 	102mm	88.9mm (3 1/2\")	16mm	3mm	45mm		64mm	10mm	12mm	1/2\" F/M
	 4\" WRC	4\" BORE, 5/16\" WALL (TUBE O.D 118MM)	<ul style="list-style-type: none"> • X1.5\" SHAFT • X1.75\" SHAFT • X2\" SHAFT • X2.5\" SHAFT 	118mm	101.6mm (4\")	25mm	3mm	76mm	45mm	64mm	10mm	20mm	1/2\" F/M
	 5\" WRC	5\" BORE, 3/8\" WALL (TUBE O.D 146MM)	<ul style="list-style-type: none"> • X2.5\" SHAFT • X3\" SHAFT • X3.5\" SHAFT 	146mm	127mm (5\")	25mm	3mm	100mm	60mm	76mm	10mm	20mm	3/4\" F/M
	 6\" WRC	6\" BORE, 3/8\" WALL (TUBE O.D 171MM)	<ul style="list-style-type: none"> • X3\" SHAFT • X3.5\" SHAFT 	171mm	152mm (6\")	40mm	8mm	100mm	65mm	76mm	10mm	20mm	3/4\" F/M